


aerospace
 climate control
 electromechanical
 filtration
 fluid & gas handling
 hydraulics
pneumatics
 process control
 sealing & shielding



Push buttons and Visual indicators

Catalogue PDE2587TCUK September 2014



ENGINEERING YOUR SUCCESS.



PDE2587TCUK

Push-Buttons and Visual indicators

WARNING

FAILURE OR IMPROPER SELECTION OR IMPROPER USE OF THE PRODUCTS AND/OR SYSTEMS DESCRIBED HEREIN OR RELATED ITEMS CAN CAUSE DEATH, PERSONAL INJURY AND PROPERTY DAMAGE.

This document and other information from Parker Hannifin Corporation, its subsidiaries and authorized distributors provide product and/or system options for further investigation by users having technical expertise. It is important that you analyze all aspects of your application and review the information concerning the product or system in the current product catalog. Due to the variety of operating conditions and applications for these products or systems, the user, through its own analysis and testing, is solely responsible for making the final selection of the products and systems and assuring that all performance, safety and warning requirements of the application are met. The products described herein, including without limitation, product features, specifications, designs, availability and pricing, are subject to change by Parker Hannifin Corporation and its subsidiaries at any time without notice.

SALE CONDITIONS

The items described in this document are available for sale by Parker Hannifin Corporation, its subsidiaries or its authorized distributors. Any sale contract entered into by Parker will be governed by the provisions stated in Parker's standard terms and conditions of sale (copy available upon request).





Push button valves Ø 22

Page

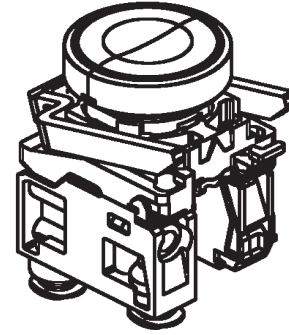
Generalities	4
Spring return pushbuttons	4
Mushroom head pushbuttons	4
Selector switches.....	5
Switch bodies with operating head mounting	5
Additional switch valves	5
Electrical contact blocks	5
Mounting block for valves and operating heads.....	6
Operating heads	6 - 7
Joystick controllers	7
Dimensions and assembling.....	8

Visual indicators

Generalities	9
References and dimensions	10



- Facia mounted operator
- 3/2 NO or NC
- Pneumatic valves combinable with electrical switches
- Modular construction (up to 3 valves per pushbuttons heads)
- Wide range of actuators



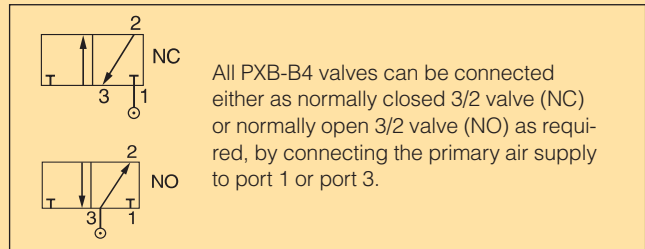
Operating and additional information

Working pressure
 PXB-B3•• 1 to 9 bar
 PXB-B4•• 1 to 10 bar

Working temperature -15 °C to +60 °C

Flow
 (acc. to ISO 6358)
PXB-B3•• Qmax=60 l/min
 Qn = 30 l/min
PXB-B4•• Qmax=200 l/min
 Qn = 100 l/min

Connections Ø4 mm straight Push-in as standard
 Ø4 mm swivel Push-in on request
 M5 on request



Spring return pushbuttons - Metal head version - Ø 4 mm straight fittings

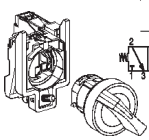

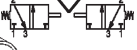









Symbol	Actuator	Return	Operating force at 6 bar, N	Flow NI/min	Weight kg	Order code
	Pushbutton Black	Spring	8,5 6,0	60 240	0,077 0,082	PXB-B3111BA2 PXB-B4131BA2
	Pushbutton Green	Spring	8,5 6,0	60 240	0,077 0,082	PXB-B3111BA3 PXB-B4131BA3
	Pushbutton Red	Spring	8,5 6,0	60 240	0,077 0,082	PXB-B3111BA4 PXB-B4131BA4
	Pushbutton Black	Spring	16,5 14,0	60 240	0,087 0,092	PXB-B3251BA2 PXB-B4231BA2

Mushroom head pushbuttons - Metal head version - Ø 4 mm straight fittings

Symbol	Actuator	Return	Operating force at 6 bar, N	Flow NI/min	Weight kg	Order code
	Pushbutton Ø40 mm Black	Spring	12 6,5	60 240	0,122 0,127	PXB-B3111BC2 PXB-B4131BC2
	Latching pushbutton Ø40 mm Red		48 42,5	60 240	0,125 0,127	PXB-B3111BT4 PXB-B4131BT4
	Latching pushbutton Ø40 mm Red		49 43,5	60 240	0,125 0,127	PXB-B3121BT4 PXB-B4131BT4







Selector switches - Metal head version - Ø 4 mm straight fittings

Symbol	Actuator	Return	Flow NI/min	Weight kg	Order code
		Latching selector button 2 positions, Black	60	0,092	PXB-B3111BD2
			240	0,097	PXB-B4131BD2
		Latching selector button 2 positions, Black	60	0,102	PXB-B3211BD2
			240	0,107	PXB-B4231BD2
		Latching selector button 2 positions, Black	60	0,102	PXB-B3251BD2
			240	0,107	PXB-B4231BD2
		Latching selector button 3 positions, Black	60	0,102	PXB-B3211BD3
			240	0,107	PXB-B4231BD3
		Latching selector button 3 positions, Black	60	0,102	PXB-B3251BD3
			240	0,107	PXB-B4231BD3
		Non latching selector button with long handle 3 positions, Black	60	0,103	PXB-B3211BJ5
		Spring	240	0,108	PXB-B4231BJ5

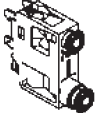

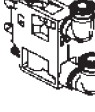

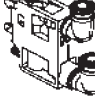

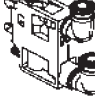

Switch bodies with operating metal head mounting - Ø 4 mm straight fittings

For use with ZB4 operating heads

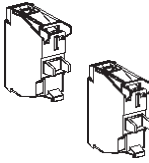


Symbol	Actuator	Return	Operating force at 6 bar, N	Flow NI/min	Weight kg	Order code
		Plunger	7	60	0,048	PXB-B3111B
			4,5	240	0,053	PXB-B4131B
		Plunger	8	60	0,048	PXB-B3121B
			4,5	240	0,053	PXB-B4131B

Additional switch valves - Ø 4 mm straight fittings

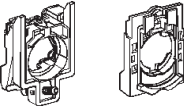
For use with ZB4 and ZB5 operating heads and mounting blocks

Symbol	Actuator	Return	Operating force at 6 bar, N	Flow NI/min	Weight kg	Order code
		Plunger Straight connection	7	60	0,010	PXB-B3911
			4,5	240	0,015	PXB-B4931
		Plunger Straight connection	8	60	0,010	PXB-B3921
			4,5	240	0,015	PXB-B4931
		Plunger Swivel connection	7	60	0,015	PXB-B3912
			4,5	240	0,021	PXB-B4932
		Plunger Swivel connection	8	60	0,015	PXB-B3922
			4,5	240	0,021	PXB-B4932

Electrical contact blocks

Connections	Type of contact	Weight kg	Order code
	Can be combined with pneumatic valve blocks, enabling pneumatic and electric signals to be provided from a single control unit.	Normally open (NO) 	0,011 ZBE-101
		Normally closed (NC) 	0,011 ZBE-102




Mounting block for valves and operating heads

Description	For Metal head ZB4		For Plastic head ZB5	
	Weight kg	Order code	Weight kg	Order code
 <p>Mounting block for valves and operating heads: to make up a complete push button with one operating head and switch valves.</p>	0,038	ZB4-BZ009	0,006	ZB5-AZ009


Operating heads

For use with PXB-B3. and PXB-B4. switch bodies


Spring return pushbuttons

Description	Colour	Metal head		Plastic Head	
		Weight kg	Order code	Weight kg	Order code
 <p>Flush</p>	Black	0,029	ZB4-BA2	0,018	ZB5-AA2
	Green	0,029	ZB4-BA3	0,018	ZB5-AA3
	Red	0,029	ZB4-BA4	0,018	ZB5-AA4
	6 color caps	0,029	ZB4-BA9	0,018	ZB5-AA9
 <p>Projecting</p>	Black	0,030	ZB4-BL2	0,019	ZB5-AL2
	Green	0,030	ZB4-BL3	0,019	ZB5-AL3
	Red	0,030	ZB4-BL4	0,019	ZB5-AL4
 <p>Flush booted</p>	Black	0,034	ZB4-BP2		




Push/push pushbuttons

Description	Colour	Weight kg	Metal head
			Order code
 <p>Flush</p>	Black	0,029	ZB4-BH02
	Green	0,029	ZB4-BH03
	Red	0,029	ZB4-BH04

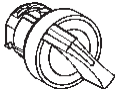
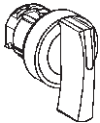
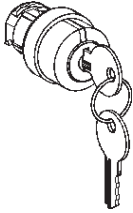
Double headed spring return pushbuttons

Description	Colour Marking	Weight kg	Metal head
			Order code
 <p>Flush</p>	Green/Red I/O	0,047	ZB4-BA8234

Mushroom head pushbuttons

Description	Function	Colour	Weight kg	Metal head
				Order code
 <p>Ø40 mm Mushroom head</p>	Spring return	Black	0,074	ZB4-BC2
		Green	0,074	ZB4-BC3
		Red	0,074	ZB4-BC4
	Latching push-pull	Red	0,077	ZB4-BT84
 <p>Ø60 mm Mushroom head</p>	Spring return	Black	0,093	ZB4-BR2
 <p>Ø40 mm Mushroom head</p>	Latching Turn to release	Red	0,070	ZB4-BS844
	Latching Release by Ronis key N°455	Red	0,070	ZB4-BS944

Selector switches

Description	Function	Metal head		Plastic Head		
		Weight kg	Order code	Weight kg	Order code	
 Standard, black handle	2 positions	Stay put	0,044	ZB4-BD2	0,024	ZB5-AD2
	3 positions	Stay put	0,044	ZB4-BD3	0,024	ZB5-AD3
	3 spring return to centre		0,044	ZB4-BD5	0,024	ZB5-AD5
 Long black handle	2 positions	Stay put	0,045	ZB4-BJ2		
	3 positions	Stay put	0,045	ZB4-BJ3		
		Spring return to centre	0,045	ZB4-BJ5		
		1 spring return from left to centre	0,045	ZB4-BJ7		
Description	Function	Key withdrawal	Weight kg	Order code		
 Key operated (Ronis N° 455)	2 stay put positions	Left	0,069	ZB4-BG2		
		Left and right	0,069	ZB4-BG4		

Tools

Description	Weight kg	Order code
 ZB5 head nut tools	0,160	ZB5-AZ905

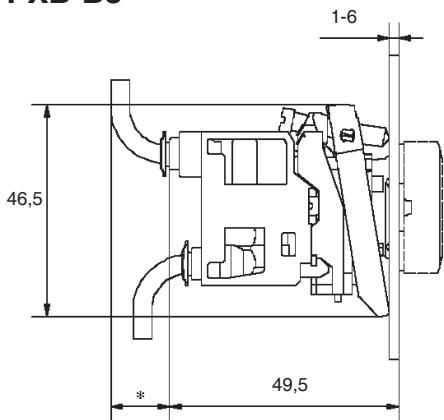


PDE2587TCUK

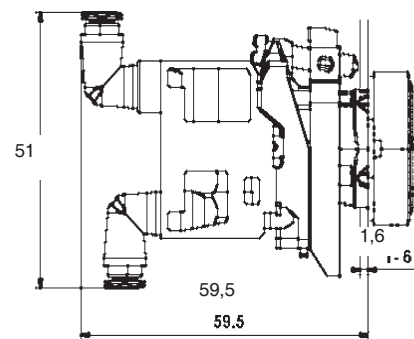
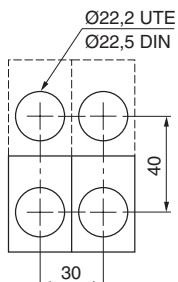
Push-Buttons and Visual indicators

Push Buttons Ø 22mm

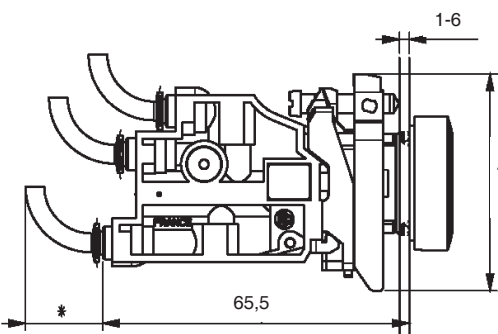
PXB-B3



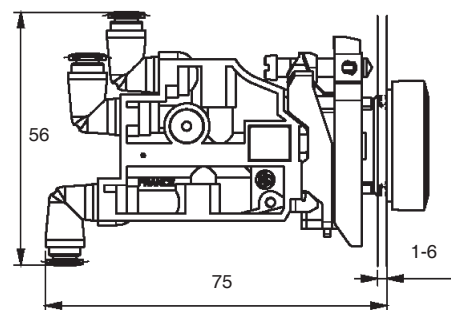
Body width 30 mm
 * With 2 x 4 mm tube = 10
 With 2,7 x 4 mm tube = 15



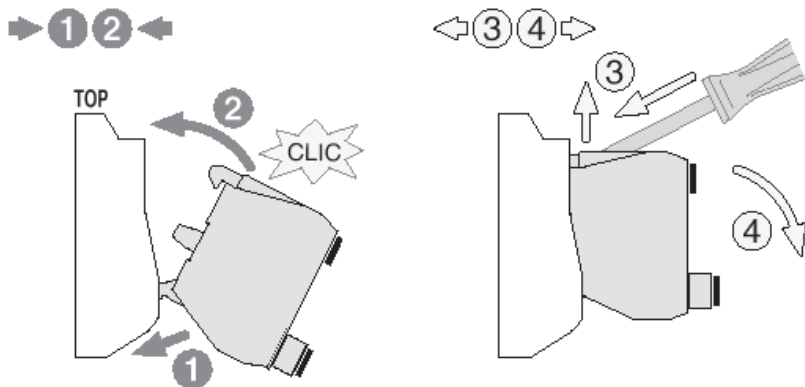
PXB-B4



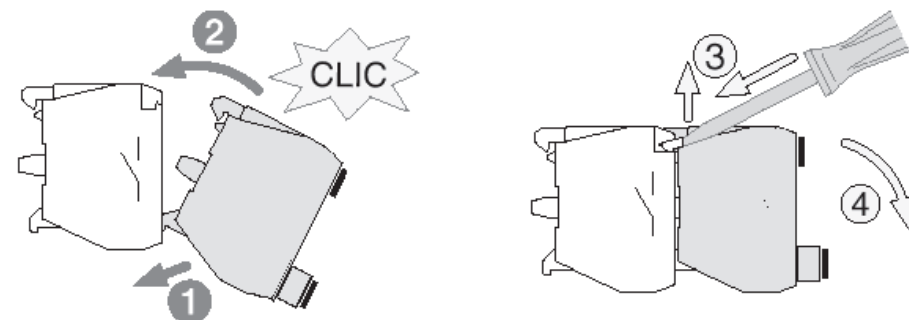
Body width 30 mm
 * With 2 x 4 mm tube = 10
 With 2,7 x 4 mm tube = 15



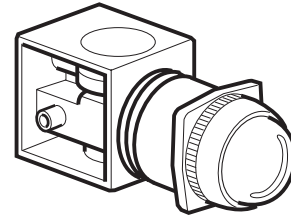
Assembling of PXB-B3. and PXB-B4. valves on mounting block



Assembling of PXB-B3. and PXB-B4. valves on the back of the electrical contact



- Lightning fast response
- Simple long life mechanism
- Very high contrast
- All around visibility
- One single pipe connection
- Effective aid to diagnostics



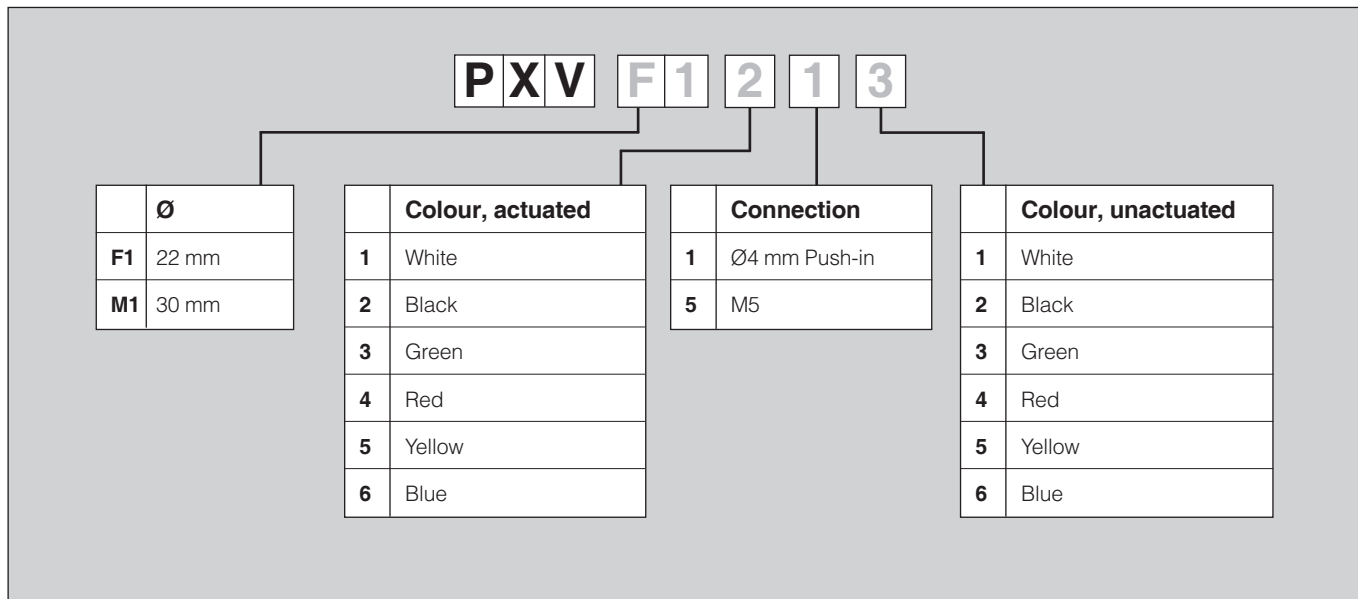
Operating information

Working pressure 1-8 bar
 Working temperature -15 °C to +60 °C

Options and additional information

Connections Ø4 mm straight Push-in
 as standard

Order key





PDE2587TCUK

Push-Buttons and Visual indicators

Visual Indicators Ø22 mm and Ø30 mm

Ø22 mm Visual Indicators

Black plastic bezel
In the actuated mode

Symbol	Colour *	Weight kg	Order code
	Green	0,080	PXV-F131
	Red	0,080	PXV-F141
	Yellow	0,080	PXV-F151
	Blue	0,080	PXV-F161
	White	0,080	PXV-F111

Ø22 mm Visual Indicators

Black plastic bezel
In the unactuated mode

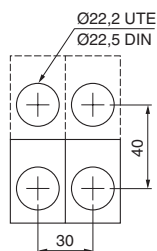
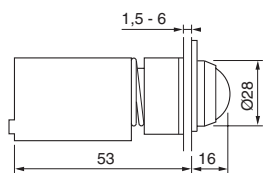
Symbol	Colour *	Weight kg	Order code
	Green	0,080	PXV-F1213
	Red	0,080	PXV-F1214
	Yellow	0,080	PXV-F1215
	Blue	0,080	PXV-F1216
	White	0,080	PXV-F1211

* The pneumatic indicators are black in one position and coloured in the other.
The coloured position corresponds either to the presence of pressure (actuated mode)
or the absence of pressure (unactuated mode). For two different colours on the
same indicator, please consult Technical Sales Department

Ø22 mm visual indicators

PXV-F1**

Minimum distance between centres





PDE2587TCUK
Push-Buttons and Visual indicators



Parker Worldwide

Europe, Middle East, Africa

AE – United Arab Emirates,
Dubai

Tel: +971 4 8127100
parker.me@parker.com

AT – Austria, Wiener Neustadt

Tel: +43 (0)2622 23501-0
parker.austria@parker.com

AT – Eastern Europe, Wiener
Neustadt

Tel: +43 (0)2622 23501 900
parker.easteurope@parker.com

AZ – Azerbaijan, Baku

Tel: +994 50 2233 458
parker.azerbaijan@parker.com

BE/LU – Belgium, Nivelles

Tel: +32 (0)67 280 900
parker.belgium@parker.com

BY – Belarus, Minsk

Tel: +375 17 209 9399
parker.belarus@parker.com

CH – Switzerland, Etoy

Tel: +41 (0)21 821 87 00
parker.switzerland@parker.com

CZ – Czech Republic, Klecany

Tel: +420 284 083 111
parker.czechrepublic@parker.com

DE – Germany, Kaarst

Tel: +49 (0)2131 4016 0
parker.germany@parker.com

DK – Denmark, Ballerup

Tel: +45 43 56 04 00
parker.denmark@parker.com

ES – Spain, Madrid

Tel: +34 902 330 001
parker.spain@parker.com

FI – Finland, Vantaa

Tel: +358 (0)20 753 2500
parker.finland@parker.com

FR – France, Contamine s/Arve

Tel: +33 (0)4 50 25 80 25
parker.france@parker.com

GR – Greece, Athens

Tel: +30 210 933 6450
parker.greece@parker.com

HU – Hungary, Budapest

Tel: +36 23 885 475
parker.hungary@parker.com

IE – Ireland, Dublin

Tel: +353 (0)1 466 6370
parker.ireland@parker.com

IT – Italy, Corsico (MI)

Tel: +39 02 45 19 21
parker.italy@parker.com

KZ – Kazakhstan, Almaty

Tel: +7 7272 505 800
parker.easteurope@parker.com

NL – The Netherlands, Oldenzaal

Tel: +31 (0)541 585 000
parker.nl@parker.com

NO – Norway, Asker

Tel: +47 66 75 34 00
parker.norway@parker.com

PL – Poland, Warsaw

Tel: +48 (0)22 573 24 00
parker.poland@parker.com

PT – Portugal, Leca da Palmeira

Tel: +351 22 999 7360
parker.portugal@parker.com

RO – Romania, Bucharest

Tel: +40 21 252 1382
parker.romania@parker.com

RU – Russia, Moscow

Tel: +7 495 645-2156
parker.russia@parker.com

SE – Sweden, Spånga

Tel: +46 (0)8 59 79 50 00
parker.sweden@parker.com

SK – Slovakia, Banská Bystrica

Tel: +421 484 162 252
parker.slovakia@parker.com

SL – Slovenia, Novo Mesto

Tel: +386 7 337 6650
parker.slovenia@parker.com

TR – Turkey, Istanbul

Tel: +90 216 4997081
parker.turkey@parker.com

UA – Ukraine, Kiev

Tel: +380 44 494 2731
parker.ukraine@parker.com

UK – United Kingdom, Warwick

Tel: +44 (0)1926 317 878
parker.uk@parker.com

ZA – South Africa, Kempton Park

Tel: +27 (0)11 961 0700
parker.southafrica@parker.com

North America

CA – Canada, Milton, Ontario

Tel: +1 905 693 3000

US – USA, Cleveland

Tel: +1 216 896 3000

Asia Pacific

AU – Australia, Castle Hill

Tel: +61 (0)2-9634 7777

CN – China, Shanghai

Tel: +86 21 2899 5000

HK – Hong Kong

Tel: +852 2428 8008

IN – India, Mumbai

Tel: +91 22 6513 7081-85

JP – Japan, Tokyo

Tel: +81 (0)3 6408 3901

KR – South Korea, Seoul

Tel: +82 2 559 0400

MY – Malaysia, Shah Alam

Tel: +60 3 7849 0800

NZ – New Zealand, Mt Wellington

Tel: +64 9 574 1744

SG – Singapore

Tel: +65 6887 6300

TH – Thailand, Bangkok

Tel: +662 186 7000-99

TW – Taiwan, Taipei

Tel: +886 2 2298 8987

South America

AR – Argentina, Buenos Aires

Tel: +54 3327 44 4129

BR – Brazil, Sao Jose dos Campos

Tel: +55 800 727 5374

CL – Chile, Santiago

Tel: +56 2 623 1216

MX – Mexico, Apodaca

Tel: +52 81 8156 6000

European Product Information Centre

Free phone: 00 800 27 27 5374

(from AT, BE, CH, CZ, DE, DK, EE, ES, FI,
FR, IE, IL, IS, IT, LU, MT, NL, NO, PL, PT, RU,
SE, SK, UK, ZA)



Parker Hannifin Ltd.

Tachbrook Park Drive
Tachbrook Park,
Warwick, CV34 6TU
United Kingdom
Tel.: +44 (0) 1926 317 878
Fax: +44 (0) 1926 317 855
parker.uk@parker.com
www.parker.com